

CLUB COMPETITION

SUPPLEMENTARY REGULATIONS V1 (1 January 2023)

IMPORTANT NOTE

These Supplementary Regulations can only be used for Club Karting Competition at an Affiliated Karting Club in accordance with all Federal and/or State Government COVID-19 Public Health Orders, Restrictions and Directions ("Government Orders").

PERMIT NUMBER: KA – 11/2023

1. STANDARD REQUIREMENTS

1. MEETING TITLE:	Karratha Kart Club – Championship Round 5		
2. DATE:	Start: Saturday, 18 November 2023 End: Saturday, 18 November 2023		
3. ORGANISATION:	The Meeting will be held under the International Sporting Code of the FIA, the National Competition Rules of Karting Australia and any applicable State Regulations.		
4. MEETING STATUS:	CLUB COMPETITION		
5. ORGANISER: (This will normally be the Club or a Promoter)			
5.1.	Karratha Kart Club		
5.2.	PO Box 423, KARRATHA WA 6714		
5.3.	Tel: 0400 013 381	Email:	karrathakartclub@live.com.au
6. ORGANISING COMMITTEE			
Include the names of at least 2 people who make up the Organising Committee. Note: They must not be Stewards of the Meeting.		Shannon Drew Scotty Hunter	
7. ESSENTIAL OFFICIALS (Ref: General Rules Chapter 7 Rule 4 – "Essential Officials")			
Stewards of The Meeting <i>Note: Chief Steward Must be Level 3 or Higher</i>		Greg Campbell (Chief Steward) Nigel Kroonstuiver Brad Roe	
Clerk of the Course		Scotty Hunter	
<i>Note: Up to 35 Entries, the Clerk Of The Course may be Level 4 or Higher. More than 35 Entries*, the Clerk of the Course Must be Level 3 or Higher. * See General Rules Chapter 7 Rule 4 Guidance Note 2)</i>			
Chief Scrutineer: <i>May be Grade 4 or Higher</i>		Chris Smith	
Timekeeper:		Nikki Hemmett	
Emergency and Medical Services:		Ben Morley, David Hemmett	
8. OTHER OFFICIALS			
Assistant Clerk Of The Course:		Ben Morley, David Hemmett, Nikki Hemmett	
Starter		Charlotte Campbell	
Scales Marshal		Chris Smith	
9. CIRCUIT DETAILS			
Circuit Name:		Karratha Kart Club	

Circuit Address:	Lot 4903 Anderson Road, KIE, KARRATHA
Track Length:	Long Track - 699 Metres
Direction Of Racing:	Clockwise
Track Density:	26
Notice Board:	Clubroom Wall
Stewards Office:	Demountable alongside Clubroom
Mechanical Breakdown Lane:	Will Not be in use at this Meeting.
Parc Fermé:	Located adjacent to the Grid

2. ADMINISTRATION

1. COMPETITION GROUPS		The Competition Groups listed below are permitted to compete at this Meeting. Competition Group names as listed in the 2023 Australian Karting Manual Competition Rules Chapter 5 Rule 7 must be used.		
Competition Group		Eligible Classes for each Competition Group		
Cadet	Cadet 9	Cadet 12		
Junior (Lower Performance)	KA3 Championship			
Senior (Lower Performance)	North West Light		North West Medium	
Senior (Higher Performance)	TAG 125 Championship			
If any Competition Group reach 80% of the Track Density, the Classes in that Competition Group may be split into two (2) groups.				
2. ENTRIES				
2.1 ENTRIES OPEN:		2/10/2023		
2.3 ENTRIES CLOSE:		17/11/2023		
3. ENTRY FEE				
3.1 The Entry Fee for each Competition Group at this Meeting including GST including the TDF levy is as follows:				
Competition Group Name		Entry Fee		
Cadet and Junior Groups		\$20		
Senior Groups		\$30		
Second and Third Entries		\$20		
4.	ENTRY PROCEDURE			
4.1.	Each Entry for this Meeting may be made using the KOMP as follows:			
	<ul style="list-style-type: none">Log on to your driver information via the Karting Australia Licencing and Events Portal or AppSelect the Event from the Event CalendarEnter the required details to complete your Event Entry			
4.2 Payment of the Entry Fee can be made using Credit card or Debit Card via KOMP				

5. MINIMUM ENTRIES
5.1 One(1) is the minimum number of pre-entries which must be received for each Competition Group.
5.2 If insufficient entries are received for a Competition Group to form in its own right, the Competition Group <u>will be</u> consolidated in accordance with the Competition Rules Chapter 1 – Rule 9.
6. BRING A MATE SESSION
6.1 A “Bring a Mate” session Will Not be conducted at this Meeting.
7. TEAMS COMPETITION
7.1 Teams Competition Will Not be conducted at this Meeting.

3. COMPETITION

1. FORMAT OF RACING – CLUB COMPETITION GROUPS						
1.1	Practice	2 Practice session/s of 6 minutes will be held.				
1.2	Qualifying	There Will Not be Timed Qualifying at this Event.				
1.3	Heats & Final	The system of gridding will be in accordance with State Regulations - Club Competition Format 17 Reverse Grid Will used at this meeting in Heat 2.				
2. DISTANCES (Laps)						
Heat 1		Senior: 10 Cadet/Junior: 8	Heat 2		Senior: 10 Cadet/Junior: 8	Heat 3 Senior: 10 Cadet/Junior: 8
Final		Senior: 12 Cadet/Junior: 10				
3. ACCESS TO CIRCUIT						
3.1	Competitors will be permitted to enter the Circuit from 2pm on 16/09/2023					
4. DRIVERS BRIEFING						
4.1	DATE:	16/09/2023	TIME :	6.45pm	LOCATION:	Front of Clubrooms
4.2	Drivers Briefing notes may be advised in an electronic format to all Competitors. Any questions should be directed to the Chief Steward prior to the start of Competition.					
5. SCRUTINEERING						
5.1	All Competitors will be required to complete an electronic Scrutineering Form at the time of entry through the KOMP					
6. FUEL						
6.1	PULP are the only fuels permitted to be used at this Meeting.					
6.2	Control Fuel Will Not be used at this Meeting.					
7. TIMETABLE						
7.1	Saturday 18 th November 2023					
	TIME				ACTIVITY	
a)	2.00pm				Gates open	
b)	5.00pm				Canteen opens	
c)	5.00pm				Practice	
d)	6.45pm				Drivers Briefing	
e)	7.00pm				Racing	
8. TROPHIES AND PRIZES						
8.1	Trophies and prizes will not be awarded at this event					
8.2	There will not be a gathering for a Presentation of Trophies and Prizes at the end of Competition in accordance with Government Restrictions					

4. CIRCUIT SPECIFIC REQUIREMENTS

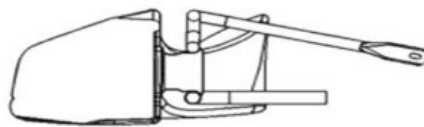
1.	Paddock Allocation
	Paddock allocation Will Not will occur for the Meeting
2.	MEDICAL SERVICES
2.1.	Any Medical assistance that is required outside of the operating hours when Kart's are not on the Race Track please contact 000. The address to give to the Emergency Services is:
	Karratha Kart Club
	Anderson Road, KIE, KARRATHA
3.	KART RETRIEVAL
3.1.	Pit Crew with trolleys Will be given access to the Circuit during Qualifying and Racing.
3.2.	Retrieval of Karts is at the discretion of the Clerk of the Course
3.3.	Pit Crew must only enter the Circuit when permitted by the Grid Marshal or the Clerk of the Course and then only if wearing a HIGH VISIBILITY SAFETY VEST on the upper torso.
3.4.	Karts can be retrieved via in or out grid.
4.	ADDITIONAL VENUE REQUIREMENTS
4.1.	Subject to any applicable laws which may govern the access of animals, including but not limited to guide dogs, no animals are allowed anywhere within the facility.
4.2.	No dumping of Fuel or Tyres, please make your own arrangements.
4.3.	No unlicensed driving of motor vehicles permitted at the Circuit.
4.4.	No motorised scooters, mini bikes, roller blading, skateboards, bicycles and tricycles allowed at the complex during the entire Meeting. Officials may confiscate any such items for the duration of the Meeting.
4.5.	Marquees are not to be erected without consent of the Club.
4.6.	<p>Front Fairing (Drop Down Bumpers) will be in use for ALL classes at this race meeting, as per State Regulations.</p> <p>The following conditions apply to the fitment of the Front Faring (Nose Cone)</p> <ol style="list-style-type: none"> The use of the CIK-FIA homologated front fairing mounting kit (the "Mounting Kit") of the bodywork homologation period 2015 – 2021 is mandatory. From the commencement of the first Heat until the conclusion of the Final, each Driver must enter the Out Grid area with the front fairing detached from their Kart. The Pit Crew member or the Driver themselves must mount the front fairing in the Out Grid area under the supervision of a Scrutineer or an appointed Official. <p>Front Fairing correct installation</p> <ol style="list-style-type: none"> From the commencement of the first Heat onwards, the front fairing (using the Mounting Kit) must be in the correct position at all times during a Competition (see Appendix 1, Figure 8) It must not be modified or have been subjected to mechanical or chemical treatment (other than normal cleaning) in any way. If the Judge of Fact reports that the front fairing on one or more karts was no longer in the correct position when the "black and white chequered flag" was displayed and the Kart(s) concerned crossed the finish line, in all situations a penalty will be imposed automatically on the driver(s) concerned. This penalty is not susceptible to protest or appeal. Should a Driver be found/proved to have intentionally replaced or attempted to replace a front fairing which is not installed correctly during the Race or after the "black and white chequered flag" was displayed they will be Disqualified from the Meeting.

	<p>EXITING KART POST RACE</p> <p>ALL Drivers <u>MUST REMAIN SEATED</u> in their Kart upon entering the In Grid at the completion of a race until direction to exit their Kart is given by an Official.</p> <p>Any Driver who leaves their Kart before the instruction to exit their kart is given may receive a penalty. Recommended Minimum Penalty – two (2) places.</p>
4.7.	<p>If time permits Karratha Kart Club may allow a Come and Try session at the end of racing:</p> <p>People wishing to “Have a Go” in a friends or relatives kart, must sign an insurance indemnity form and comply with ALL KA regulations regarding this.</p> <ul style="list-style-type: none"> • Cadet age children can only use karts with MiniRok or Comer engines. • Junior age children can only use karts with Restricted KA100 or Yamaha J engines. • Seniors can only use karts with Yamaha J or Restricted KA100 engines , Yamaha S engines or • RESTRICTED 125 engines. • All Have A Go drivers must be wearing a minimum of long pants (jeans), long sleeves, gloves and • enclosed shoes. Race suits are recommended, but not compulsory. <p>Come and Try session will be supervised by the clubs KA Officials.</p>

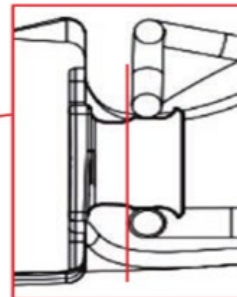
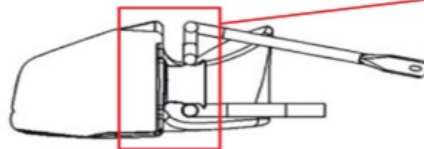
Appendix 1 - Front Fairing Installation

Your attention is drawn to the correct positioning of the Front Fairing.

Correct Installation of the “Front Fairing”
 Correct Position



Acceptable Position



Not acceptable position
 If any part of the tubes of the front bumper are in the areas marked “A”.

